



भारतीय राष्ट्रीय राजमार्ग प्राधिकरण
(सड़क परिवहन और राजमार्ग मंत्रालय, भारत सरकार)
NATIONAL HIGHWAYS AUTHORITY OF INDIA
(Ministry of Road Transport & Highways, Government of India)



क्षेत्रीय कार्यालय - हैदराबाद

प्रथम तल, नया भवन, भारतीय प्रशासनिक स्टाफ कॉलेज, रोड नं-3, बंजारा हिल्स, हैदराबाद-500 034. तेलंगाना.

REGIONAL OFFICE - HYDERABAD

First Floor, New Building, Administrative Staff College of India (ASCI), Road No. 3, Banjara Hills, Hyderabad - 500 034, Telangana.

टेली / Tele : 040 - 29562147 / 48 ई-मेल / Email : rohyderabad@nhai.org, nhairohyd@gmail.com

Notice Inviting Public Comments

NHAI/RO-HYD/25011/1/44/2022/Utility/1182

Dt.29.07.2022

Sub: NHAI - RO Hyderabad - PIU Hyderabad- Proposal for laying of Gas Pipeline (210mm dia steel pipeline along with 90mm dia MDPE Pipe) and 40 mm dia Optical fiber Cable duct by M/s Megha Engineering & Infrastructrue Limited from Km. 57+700 to Km. 91+000 (RHS) along National Highway Hyderabad to Vijayawada section of NH-65 in the State of Telangana- Reg..

Ref: 1.PIU Hyd Lr.no. NHAI/PIU-HYD/NH-65/MEIL/Km.57/700/91/000/2022/1077, dt:09.07.2022

The Project Director, PIU, NHAI Hyderabad vide letter cited above has recommended the Proposal of M/s Megha Engineering & Infrastructrue Limited for laying of Gas Pipeline (210mm dia steel pipeline along with 90mm dia MDPE Pipe) and 40 mm dia Optical fiber Cable duct from Km. 57+700 to Km. 91+000 (RHS) along National Highway Hyderabad to Vijayawada section of NH-65 in the State of Telangana.

2. As per para 4 of the Ministry's guidelines no. RW/NH-33044/29/2015/S&R(R) dated 22.11.2016, public comments is hereby invited on the above proposal seeking claims and objections (on grounds of public inconvenience, safety and general public interest) within 30 days on public portal i.e. website of Ministry of Road Transport and Highways (www.morth.nic.in) in Form-A (copy enclosed) for "Accommodation of Public and Industrial Utility Services along and across National Highways".

Comment Inviting Authority

The Regional Officer,
National Highways Authority of India,
Regional Office: Hyderabad,
First Floor, New Building,
Administrative Staff College of India(ASCI),
College Park Campus, Road No.3,
Banjara Hills, Hyderabad - 500 034,
Telangana State,
Phone: 040-29562147, 040-29562148,
Email: rohyderabad@nhai.org, nhairohyd@gmail.com

Encls: Above Proposal

Yours faithfully,

(V. Nagamani)

Dy General Manager (Tech)

For Regional Officer-cum-

Highway Administrator, Hyderabad

To:

1. Senior Technical Director, NIC, Transport Bhawan, New Delhi- 110001 for uploading on Ministry's website.
2. Shri S.Manivasagam, Dy. GM (IT), NHAI HQs, New Delhi for uploading on NHAI website.

Copy to:-1. The Project Director, NHAI, PIU Hyderabad: for information

FORM-A

Form for seeking claims and objections (on grounds of public inconvenience, safety and general public interest) on the application for Accommodation of Public and Industrial Utility Services along and across National Highways

Sub: NHAI - RO Hyderabad - PIU Hyderabad- Proposal for laying of Gas Pipeline (210mm dia steel pipeline along with 90mm dia MDPE Pipe) and 40 mm dia Optical fiber Cable duct by M/s Megha Engineering & Infrastructure Limited from Km. 57+700 to Km. 91+000 (RHS) along National Highway Hyderabad to Vijayawada section of NH-65 in the State of Telangana-Reg.

The claims and objections (on grounds of public inconvenience, safety and general public interest) by the general public needs to be given within 30 days of uploading the online application for comments

Sl. No	Item	Details
1	Name of the person who is desiring to give claims and objections (on grounds of public inconvenience, safety and general public interest)	
2	Address of the person	
3	Details of the application for Accommodation of Public and Industrial Utility Services along and across National Highways against which claims and objections are being given (name of applicant and other details like site address etc.)	
	a) Application No.	
	b) Name of applicant (who applied to Accommodation of Public and Industrial Utility Services along and across National Highways)	
	c) Details of Application	
4	The claims and objections (on grounds of public inconvenience, safety and general public interest)	

CHECK - LIST

Accommodation of Public and Industrial Utility Services along and across National Highways by Private Parties under Industrial Utility.

Relevant Circulars

- Ministry Circular No. RW/NH-33044/29/2015/S&R(R), Dated: 22.11.2016


Check list for getting approval for laying of Gas Pipeline on NH land

Sl. No.	Item	Information/ Status	Remarks
1	General Information	Permission for laying of CNG Gas Pipeline of M/s. Megha Engineering & Infrastructures Private Limited abutting to NH-65 of Hyderabad to Vijayawada section	
1.1	Name and Address of the Applicant / Agency	M/s. Megha Engineering & Infrastructures Ltd, Sy. No. 265/A1 & 267/RU1, Sunkishala Village, Valigonda Mandal, Yadadri Bhuvanagiri District - 508112, Telangana State	
1.2	National Highway Number	NH-65	
1.3	State	Telangana	
1.4	Location	Choutuppal to Narketpally Villages in Nalgonda District in the state of Telangana.	
1.5	(Chainage in Km)	from Km. 57/700 to 91/000 (RHS) on NH-65 of Hyderabad to Vijayawada Section	
1.6	Length in Meters	33,300 m	
1.7	Width of available ROW	60.00 m	
	(a) Left side from center line towards increasing chainage (km) direction	As per attached Drawing	
	(b) Right side from center line towards increasing chainage (km) direction	As per attached Drawing	
1.8	Proposal to lay the Utility		
	(a) Left side from center line towards increasing chainage (km) direction	---	
	(b) Right side from center line towards increasing chainage (Km) direction	Yes, As per attached Drawing	
1.9	Proposal to acquire land	Right to use of NH ROW act is required for laying the Gas Pipeline across the NH ROW as per circular	
	(a) Left side from center line	NA	
	(b) Right side from center line	NA	
1.10	Whether proposal is in the same side where land is not to be acquired	YES	
	If not then where to lay the Gas Pipeline	NA	
1.11	Details of already laid services, if any, along the proposed route	No	
1.12	Number of existing lanes (2/4 / 6/8 lanes).	4 Lanes	
1.13	Proposed Number of lanes (2 lane with paved shoulders/4 / 6/8 lanes).	No	
1.14	Service road existing or not	Yes	
	If yes then which side		
	(a) Left side from center line	Yes	
	(b) Right side from center line	Yes	
1.15	Proposed Service road	No	
	(a) Left side from center line	NA	
	(b) Right side from center line	NA	
1.16	Whether proposal to lay Utility is after the service road or between the service road and main carriageway	Edge of Row As per drawing	

K. Blamu
(S.E.)

Mg (T)

PROJECT DIRECTOR
NATIONAL HIGHWAYS AUTHORITY OF INDIA
PROJECT IMPLEMENTATION UNIT



1.17	Whether carrying of Gas pipeline has been proposed on highway Bridges. If Yes, then mention the methodology proposed for the same	No	
1.18	Whether carrying of pipeline has been proposed on the parapet/any part of the bridges. If yes, then mention the methodology proposed for the same.	No	
1.19	If crossings of the road involved If Yes, it shall be either encased in pipes or through structure or conduits built for that purpose at the expenses of the agency owning the line	No	
	(a) Whether existing drainage structures are allowed to carry utility Pipes	No	
	(b) Is it on a line normal to NH	Yes from Km. 57/700 to 91/000 (RHS) on NH-65 of Hyderabad to Vijayawada Section	
	(c) What are the distances of crossing the utility pipelines from the existing structures? Crossings shall not be too near the existing structures on the National Highway. The minimum distance being 15 meter.	No Structures available	
	(d) The casing pipe (or conduit pipe in the case of electric cable) carrying the utility line shall be of steel, cast iron, or reinforced cement concrete and have adequate strength and be large enough to permit ready withdrawal of the carrier pipe/cable. Mention type of casing.	NA	
	(e) Ends of the casing / conduit pipe shall be sealed from the outside, so that it does not act as a drainage path.	NA	
	(f) The casing/conduit pipe should, as minimum extend from drain to drain in cuts and toe of slope in the fills.	NA	
	(g) The top of the casing/conduit pipe should be at least 1.2 meter below the surface of the road subject to being at least 0.3 m below the drain inverts. Mention the proposed details.	NA	
	(h) Mention the methodology proposed for crossing of road for proposed Sewage /gas pipe line. Crossing shall be by boring method (HDD) (Trench-less Technology), specially. Where the exiting road pavement is of cement concrete or dense bituminous concrete type.	NA	
	The casing/conduit pipe shall be installed with an even bearing throughout its length and in such a manner as to prevent the formation of a waterway along it.	NA	
2	Document/ Drawing to be enclosed with the proposal	YES Enclosed	
2.1	Cross section showing the size of trench for open trenching method. (Is normal size of 1.2m deep x 0.3m wide) (i) Should not be greater than 60 Cm wider than the outer diameter of the outer pipe (ii) Located as close to the extreme edge of the right-of-way as possible but not less than 15 meter from the center – lines of the nearest carriageway (iii) Shall not be permitted to run along the National Highways when the road formation is situated in double cutting. Nor shall these be laid over the existing culverts and bridges. (iv) These should be so laid that their top is at least 0.6 meter below the ground level so as not to obstruct drainage of the road land.	NA NA NA NA	

K. B. B. (S.E.)

M96 (CT)

PROJECT DIRECTOR
NATIONAL HIGHWAYS AUTHORITY OF INDIA
PROJECT IN CHARGE



2.2	Cross section showing the size of pit and location of cable for HDD method	Yes Drawing Enclosed	
2.3	Strip plan/route Plan showing the utility /Gas pipe line. Chainage. Width of ROW. Distance of proposed pipe line from the edge of ROW. Important mile stone. Intersections. Cross drainage works etc.	Enclosed	
2.4	Methodology for laying of the utility pipe line.		
	(a) The trench width should be at least 30 cm. but not more than 60 cm wider than the outer diameter of the pipe.	Will be provided	
	(b) For filling of the trench. Bedding shall be to a depth of not less than 30 cm. it shall consist of granular material. Free of lumps. Clods and cobbles and graded to yield a firm surface without sudden change in the bearing value. Unsuitable soil and rock edged should be excavated and replaced by selected material.	Will be provided	
	(c) The back fill shall be completed in two stage (I) side fill to the level of the top of the pipe and (II) overfill to the bottom of the road crust.	Will be provided	
	(d) The side-fill shall consist of granular material laid in 15 cm layers each consolidated by mechanical to 95% of the proctor's density. Overfill shall be compacted to the same density as the material that had been removed. Consolidation by saturation or ponding will not be permitted.	Will be provided As per norms	
	(e) The road crust shall be built to the same strength as the exiting crust on either side of the trench. Care shall be taken to avoid the formation of a dip at the trench.	Will be provided	
	(f) The excavation shall be protected by flagman, signs and barricades, to avoid the formation of a dip at the trench.	Will be provided	
	(g) If required, a diversion shall be constructed at the expense of agency owning the utility line	Will borne by us	
2.4.2	Horizontal Directional Drilling method	Yes	
2.4.3	Methodology for laying of pipe Line through CD works and method of laying. In cases where the carrying of gas pipe line on the bridge becomes inescapable.	HDD method	
3	Draft License Agreement is signed by two witnesses?	Yes Enclosed	
3.1	The license fee estimated as per Ministry's circular No. RW/NH-33044/29/2015&R(R), dated 22.11.2016	Yes Undertaking enclosed	
4	Whether performance Bank Guarantee as per ministry's Circular no. RW/NH-33044/29/2015&R(R) dated 22.11.2016 is obtained.	Yes Undertaking enclosed	
4.1	Confirmation of BG has been obtained or not as per MoRTH/NHAI guidelines	Yes	
5.	Affidavit / Undertaking from the Applicant for the following is to be furnished		
5.1	Undertaking for Not to Damage any other utility, if damaged then to pay the losses either to NHAI or to the concerned agency	YES Enclosed	

K. Shamy
(S.E)

mg (T)

PROJECT DIRECTOR
NATIONAL HIGHWAYS AUTHORITY OF INDIA
PROJECT IMPLEMENTATION UNIT
HYDERABAD



5.2	Undertaking for Renewal of Bank Guarantee as and when asked by MoRTH/NHAI.	YES Undertaking Enclosed	
5.3	Undertaking for Confirming all standard condition of Ministry Circulars and NHAI's guidelines.	YES Enclosed	
5.4	Undertaking for Indemnity against all damages and claims	YES Enclosed	
5.5	Undertaking for management Traffic movement during laying of Gas Pipeline Line Without hampering the traffic.	YES Enclosed	
5.6	Undertaking that If any claim is raised by the Concessionaire/contractor then the same has to be paid by the applicant.	YES Enclosed	
5.7	Undertaking that prior approval of the NHAI shall be obtained before undertaking any work of installation, shifting or repairs, or alterations to the utility located in the National Highway right-of-ways.	YES Enclosed	
5.8	Undertaking that expenditure, if any, incurred by NHAI for repairing any damage caused to the National Highway by the laying, maintenance or shifting of the utility line will be borne by the applicant agency owning the line.	YES Enclosed	
5.9	Undertaking that text of the license deed is as per verbatim of MoRTH format (issued vide Ministry's Circular no. RW/NH-33044/29/2015/S&(R) dated 22.11.2016)	YES Enclosed	
5.10	Undertaking that the applicant has obtained various safety clearances from the representative authorities such as directorate of Electricity. Chief controller of Explosives. Petroleum and Explosive safety Organization. Oil Industry safety Directorate. State/Central Pollution Control Board and any other statutory clearances applicable. Before applying to Highway administration	YES Enclosed	
5.11	If the MoRTH/NHAI considers it necessary in future to move the utility line for any work of improvement or repairs to the road, it will be carried out as desired by the MoRTH/NHAI at the cost of the agency owning the utility line within a reasonable time (not exceeding 60 days) of the intimation given.	YES Enclosed	
5.12	Certificate from the applicant in the following in format (i) Laying of gas pipe line will not have any deleterious effects on any of the bridge on any of the bridge components and roadway safety for traffic. (ii) "We do undertake that we will relocate service road/approach road/utilities at my/our own cost notwithstanding the permission granted within such time as will be stipulated by NHAI/MoRTH" for future six-laning or any other development."	NA YES Undertaking Enclosed	
6	Who will sign the agreement on behalf of Gas Pipe line agency?	K Tarun Sai Project Incharge – CGD Nalgonda M/s. Megha Engineering & Infrastructures Private Limited	
	Power of Attorney to sign the agreement is Available or not	Available Enclosed	
7	The EE/PD, will submit the following Certificated		
7.1	Certificate for confirming of all standard condition issued vide Ministry Circular No. RW/NH-33044/29/2015/S&(R), Dated: 22.11.2016	YES	

K. Bhomy
(S.E.)

Mgh (T)

PROJECT DIRECTOR
NATIONAL HIGHWAYS AUTHORITY OF INDIA
PROJECT IMPLEMENTATION UNIT



7.2	<p>Certificate from EE/PD in the following format</p> <p>(i) It is certified that any other location of the Gas pipe line would be extremely difficult and unreasonable costly and the installation of Gas pipe line with Row will not adversely affect the design, stability & traffic safety of the highway nor the likely future improvement such as widening of the carriageway, easing of curve etc."</p> <p>(ii) For 6-laning</p> <p>a) Where feasibility is available "I do certify that there will be no hindrance to proposed six-laning based on the feasibility report considering proposed structures at the said location".</p> <p>b) In case feasibility report is not available "I do certify that sufficient ROW is available at site for accommodating proposed six-laning.</p>	NA	
8	<p>If NH Section proposed to be taken up by NHAI on BOT basis a clause is to be inserted in the agreement. "The permitted Highway on which licensee has been granted the right to lay cable/ducts has also been granted as a right of way to the concessionaire under the concession agreement for up gradation of (_____ section from Km _____ to Km _____, of NH No. _____ on build, Operate and transfer basis) and therefore the licensee shall honor the same.</p>	<p>Standard license deed as per Ministry guidelines of issued vide Letter No. RW/NH-33044/29/2015/S&R(R), Dt. 22.11.2016</p>	
9	<p>Who will supervise the Work of laying of Gas Pipeline.</p> <p>(a) On behalf of the Applicant</p> <p>(b) On behalf of MoRTH/NHAI</p>	<p>Megha Gas Site Engineer</p> <p>Independent Engineer</p>	
10	<p>Who will ensure that the defects in road portion after of laying of Gas pipeline are corrected and if not corrected then what action will be taken</p>	<p>NH/NHAI / Consultant</p>	
	<p>(a) On behalf of the Applicant</p> <p>(b) On behalf of NHAI / MORTH</p>	<p>Megha Gas Site Engineer</p> <p>Independent Engineer</p>	
11	<p>Who will pay the claims for damages done/ disruption in working of Concessionaire if asked by the Concessionaire</p>		
	<p>On behalf of the Applicant</p>	<p>K Tarun Sai</p> <p>Project Incharge – CGD Nalgonda</p> <p>M/s. Megha Engineering & Infrastructures Private Limited</p>	
12	<p>A certificate from EE/PD that he will enter the proposed permission in the register of records of the permissions in the prescribed proforma (copy enclosed)</p>	<p>Enclosed</p>	
13	<p>If any previous approval is accorded for laying of Gas Pipeline then Photocopy of register of records of permissions accorded (as maintained by EE/PD) be enclosed</p>	<p>No</p>	



Name Designation and signature of the authorized representation of applicant

K. Bhomy
(S.E.)

Megha (CT)

Name Designation and signature of the concerned field authority of NHAI

PROJECT DIRECTOR
NATIONAL HIGHWAYS AUTHORITY OF INDIA
PROJECT IMPLEMENTATION UNIT
HYDERABAD - 500 034.

K. RADHIKA
SVL NO. 16/7/15-2010
G-6, KUBERA TOWERS
NARAYANAGUDA
HYDERABAD - 500029
LICENSE NO. 13/2012



55234
183307

తెలంగాణ
AUG 30 2021

ZERO ZERO ZERO ZERO OFF ZERO ZERO 16:53

R.0000100 PB7278

NON-JUDICIAL
STAMP DUTY

TELANGANA

Name of the work: Laying of Gas Pipeline from Km. 57/700 to 91/000 (RHS) on NH-65 of Hyderabad to Vijayawada Section.

Indemnity against all damages and claims as per Sl. No. 5.4 of Check list.

We M/s. Megha Engineering & Infrastructures Limited, Sy. No. 265/A1 & 267/RU1, Sunkishala Village, Valigonda Mandal, Yadadri Bhuvanagiri District - 508112, Telangana State here by indemnity to The Project Director, NHAI, Hyderabad, Telangana State binding ourselves to pay all the losses and claims in report of laying of Gas Pipeline from Km. 57/700 to 91/000 (RHS) on NH-65 of Hyderabad to Vijayawada Section.

On maintenance here of and against claims, Proceeding, damages cost, charges and expenses, what so ever in respect thereof in relation there to. Failing such payments to claim in the above work we abide in accepting to recovery of such claims affected from any our assets.

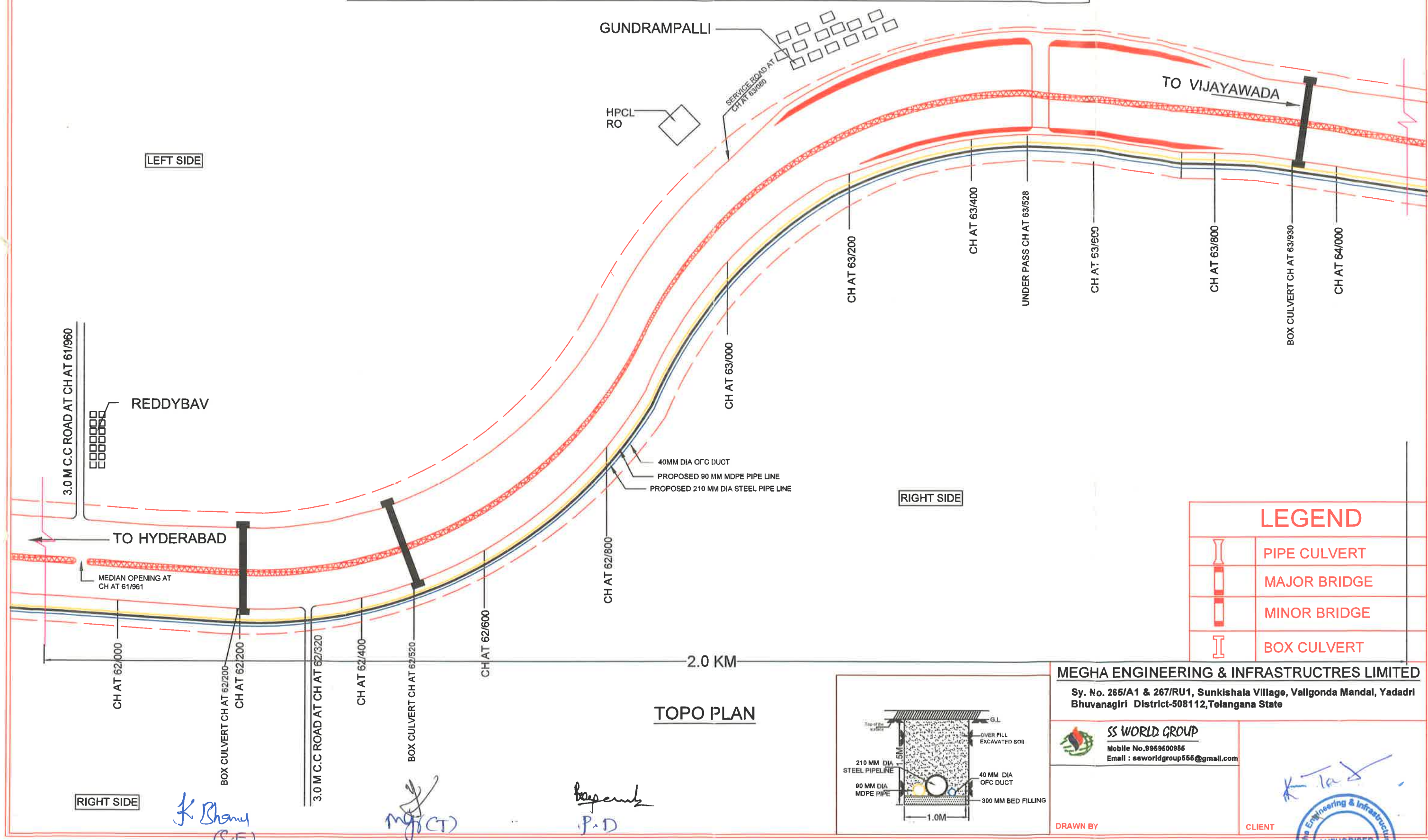
For M/s. Megha Engineering & Infrastructures Limited



K Tarun Sai
Project Incharge - CGD Nalgonda

3

PROPOSAL FOR LAYING OF GAS PIPE LINE OF M/s. MEGHA ENGINEERING & INFRASTRUCTURES LIMITED.
FROM KM.57/700 TO KM. 91/000 (RHS) On NH-65 Of HYDERABAD-VIJAYAWADA SECTION.

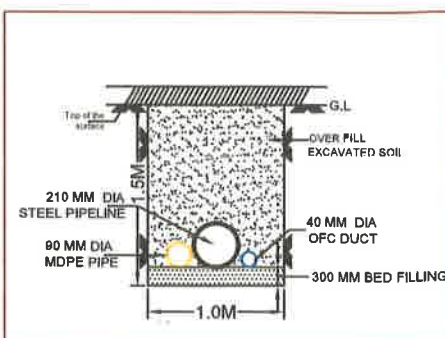


TOPO PLAN

LEGEND	
	PIPE CULVERT
	MAJOR BRIDGE
	MINOR BRIDGE
	BOX CULVERT

MEGHA ENGINEERING & INFRASTRUCTURES LIMITED
Sy. No. 265/A1 & 267/RU1, Sunkishala Village, Valigonda Mandal, Yadadri
Bhuvanagiri District-508112, Telangana State

SS WORLD GROUP
Mobile No. 9959500955
Email : ssworldgroup656@gmail.com



DRAWN BY

CLIENT

PROJECT DIRECTOR
NATIONAL HIGHWAYS AUTHORITY OF INDIA
PROJECT IMPLEMENTATION UNIT
HYDERABAD - 500 034.



13

PROPOSAL FOR LAYING OF GAS PIPE LINE OF M/s. MEGHA ENGINEERING & INFRASTRUCTURES LIMITED.
FROM KM.57/700 to KM. 91/000 (RHS) On NH-65 Of HYDERABAD-VIJAYAWADA SECTION.

LEFT SIDE

LEFT SIDE

TO HYDERABAD

2.0 KM

SERVICE ROAD
CH AT 85/180MEDIAN OPENING AT
CH AT 84/100

PROPOSED 90 MM MDPE PIPE LINE

PROPOSED 210 MM DIA STEEL PIPE LINE

IOCL RO

CH AT 84/300
PIPE CULVERT CH AT 84/010

3.0 M.B.T ROAD AT CH AT 84/080

CH AT 84/200

CH AT 84/400

CH AT 84/600

CH AT 84/800

CH AT 85/000

CH AT 85/200

CH AT 85/400

CH AT 85/600

3.0 M.B.T ROAD AT CH AT 85/790

CH AT 85/800

3.0 M.B.T ROAD AT CH AT 85/790
TO VIJAYAWADA

LEGEND



PIPE CULVERT

MAJOR BRIDGE

MINOR BRIDGE

BOX CULVERT

RIGHT SIDE

RIGHT SIDE

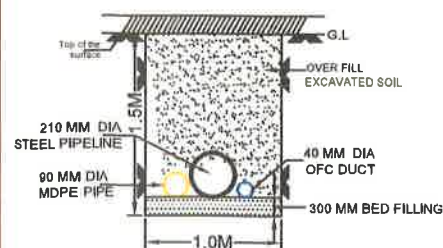
TOPO PLAN

K. Bhargava
(S.F.)

M. S. (CT)

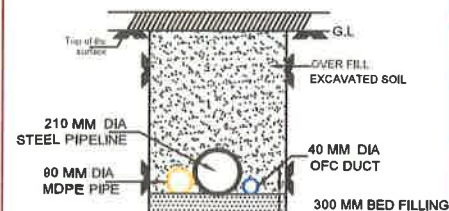
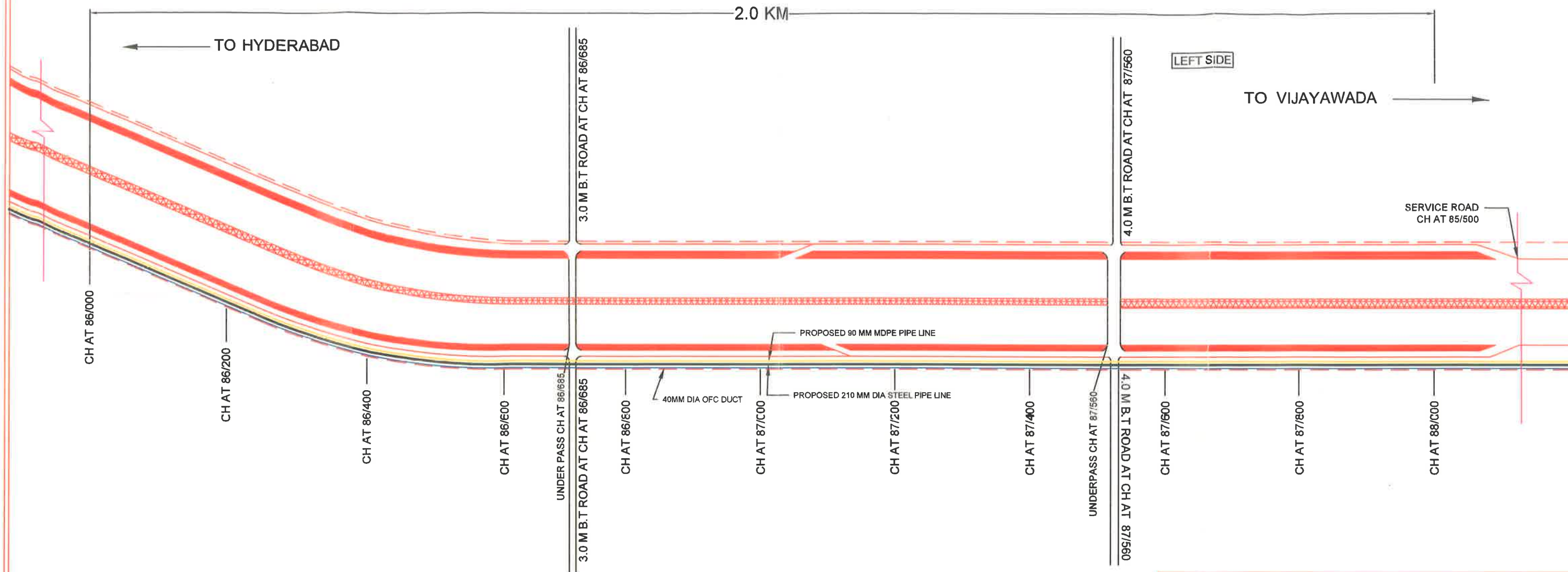
P. D.

PROJECT DIRECTOR
NATIONAL HIGHWAYS AUTHORITY OF INDIA
PROJECT IMPLEMENTATION UNIT
HYDERABAD - 500 034.



14

PROPOSAL FOR LAYING OF GAS PIPE LINE OF M/s. MEGHA ENGINEERING & INFRASTRUCTRES LIMITED.
FROM KM.57/700 to KM. 91/000 (RHS) On NH-65 Of HYDERABAD-VIJAYAWADA SECTION.



LEGEND

	PIPE CULVERT
	MAJOR BRIDGE
	MINOR BRIDGE

TOPO PLAN

K. Bhargava
(S.F.)

M. G. (CT)

P.D.

MEGHA ENGINEERING & INFRASTRUCTRES LIMITED

Sy. No. 265/A1 & 267/RU1, Sunkishala Village, Vallgonda Mandal, Yadadri
Bhuvanagiri District-508112, Telangana State



SS WORLD GROUP

Mobile No. 9959500956

Email : ssworldgroup655@gmail.com

K. Tad



PROJECT DIRECTOR
NATIONAL HIGHWAYS AUTHORITY OF INDIA
PROJECT IMPLEMENTATION UNIT
HYDERABAD - 500 034.

15

PROPOSAL FOR LAYING OF GAS PIPE LINE OF M/s. MEGHA ENGINEERING & INFRASTRUCTURES LIMITED.
FROM KM.57/700 to KM. 91/000 (RHS) On NH-65 Of HYDERABAD-VIJAYAWADA SECTION.

LEFT SIDE

TO HYDERABAD

2.0 KM

NARKETPALLY

LEFT SIDE

TO VIJAYAWADA

SERVICE ROAD
CH AT 88/710

6.0 M B.T ROAD AT CH AT 88/920

3.0 M B.T ROAD AT CH AT 89/680

SERVICE ROAD
CH AT 89/890

PROPOSED 90 MM MDPE PIPE LINE

PROPOSED 210 MM DIA STEEL PIPE LINE

40MM DIA OFC DUCT

CH AT 89/000

CH AT 89/200

3.0 M B.T ROAD AT CH AT 89/380
CH AT 89/400

CH AT 89/600

3.0 M B.T ROAD AT CH AT 89/710
CH AT 89/800

CH AT 90/000

CH AT 90/200

CH AT 90/400

LEGEND



PIPE CULVERT

MAJOR BRIDGE

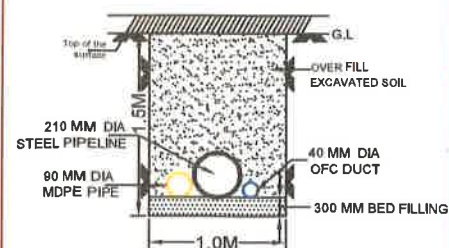
MINOR BRIDGE

BOX CULVERT

RIGHT SIDE

TOPO PLAN

RIGHT SIDE



MEGHA ENGINEERING & INFRASTRUCTURES LIMITED

Sy. No. 265/A1 & 267/RU1, Sunkishala Village, Valigonda Mandal, Yadadri
Bhuvanagiri District-508112, Telangana State



SS WORLD GROUP

Mobile No. 9959500955

Email : seworldgroup555@gmail.com

DRAWN BY

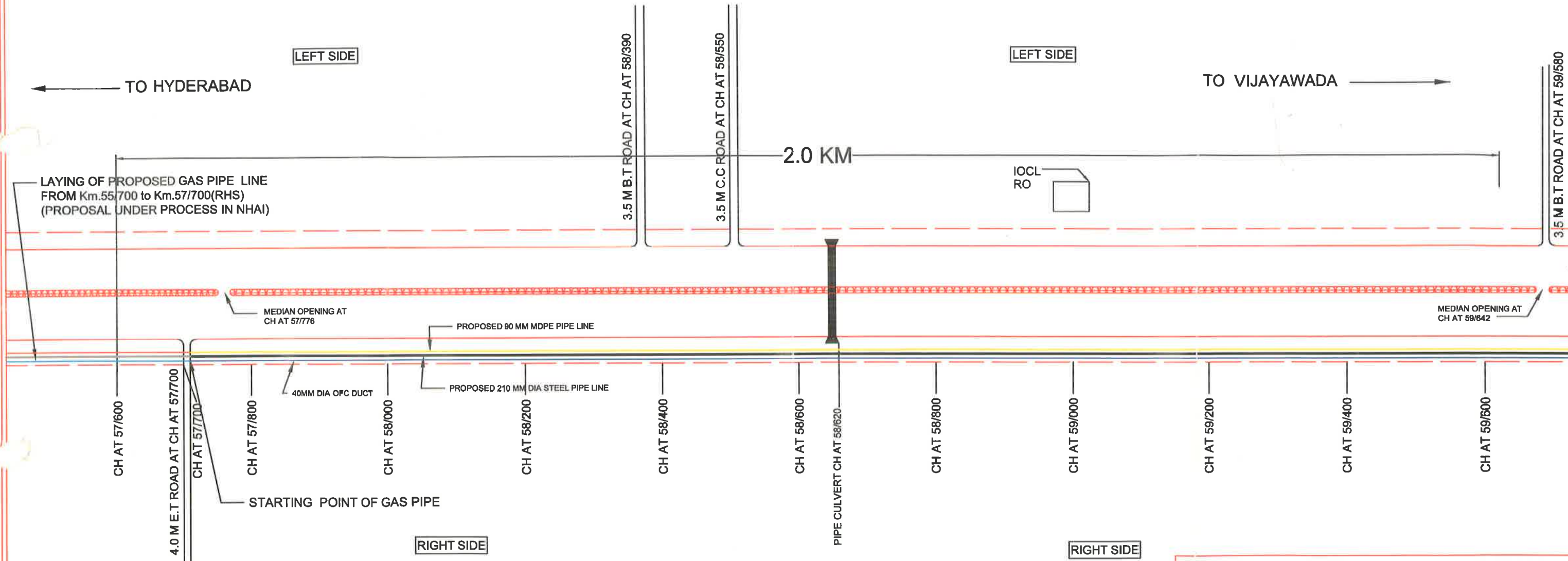
CLIENT



PROJECT DIRECTOR
NATIONAL HIGHWAYS AUTHORITY OF INDIA
PROJECT IMPLEMENTATION UNIT
HYDERABAD - 500 034.

1

PROPOSAL FOR LAYING OF GAS PIPE LINE OF M/s. MEGHA ENGINEERING & INFRASTRUCTRES LIMITED.
FROM KM.57/700 to KM. 91/000 (RHS) On NH-65 Of HYDERABAD-VIJAYAWADA SECTION.



Top of the surface
G.L.
OVER FILL EXCAVATED SOIL
210 MM DIA STEEL PIPELINE
90 MM DIA MDPE PIPE
40 MM DIA OFC DUCT
300 MM BED FILLING
1.0M

LEGEND	
	PIPE CULVERT
	MAJOR BRIDGE
	MINOR BRIDGE
	BOX CULVERT

TOPO PLAN

Repaul
PROJECT DIRECTOR
NATIONAL HIGHWAYS AUTHORITY OF INDIA
PROJECT IMPLEMENTATION UNIT
HYDERABAD - 500 034.

MEGHA ENGINEERING & INFRASTRUCTRES LIMITED
Sy. No. 265/A1 & 267/RU1, Sunkishala Village, Valligonda Mandal, Yadadri Bhuvanagiri District-508112, Telangana State

SS WORLD GROUP
Mobile No.9959500955
Email : saworldgroup555@gmail.com

CLIENT

DRAWN BY

2

PROPOSAL FOR LAYING OF GAS PIPE LINE OF M/s. MEGHA ENGINEERING & INFRASTRUCTURES LIMITED.
FROM KM.57/700 to KM. 91/000 (RHS) On NH-65 Of HYDERABAD-VIJAYAWADA SECTION.

LEFT SIDE

LEFT SIDE

TO HYDERABAD

TO VIJAYAWADA

2.0 KM

PANTANGHI TOLL PLAZA
CH AT 60/650

3.5 M C.C ROAD AT CH AT 61/650

MEDIAN OPENING AT
CH AT 60/010

MEDIAN OPENING AT
CH AT 61/650

PROPOSED 90 MM MDPE PIPE LINE

PROPOSED 210 MM DIA STEEL PIPE LINE

40MM DIA OFC DUCT

CH AT 59/800

CH AT 60/300

3.5 M C.C ROAD AT CH AT 60/010

BOX CULVERT CH AT 60/190
CH AT 60/200

CH AT 60/400

CH AT 60/600

CH AT 60/800

CH AT 61/000

4.0 M B.T ROAD AT CH AT 61/060

CH AT 61/200

CH AT 61/400

CH AT 61/600

CH AT 61/800

LEGEND



PIPE CULVERT

MAJOR BRIDGE

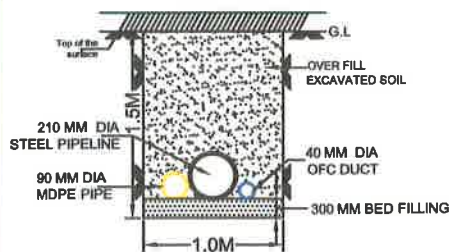
MINOR BRIDGE

BOX CULVERT

RIGHT SIDE

RIGHT SIDE

TOPO PLAN



MEGHA ENGINEERING & INFRASTRUCTURES LIMITED

Sy. No. 265/A1 & 267/RU1, Sunkishala Village, Valigonda Mandal, Yadadri
Rhuvanagiri District-508112, Telangana State



SS WORLD GROUP

Mobile No.9959500955

Email: ss.worldgroup555@gmail.com



DRAWN BY



CLIENT

PROJECT DIRECTOR
NATIONAL HIGHWAYS AUTHORITY OF INDIA
PROJECT IMPLEMENTATION UNIT
HYDERABAD - 500 034.

4

PROPOSAL FOR LAYING OF GAS PIPE LINE OF M/s. MEGHA ENGINEERING & INFRASTRUCTURES LIMITED.
FROM KM.57/700 to KM. 91/000 (RHS) On NH-65 Of HYDERABAD-VIJAYAWADA SECTION.

LEFT SIDE

LEFT SIDE

TO HYDERABAD

TO VIJAYAWADA

2.0 KM

BPCL
RO

3.0 M C.C ROAD AT CH AT 64/730

MEDIAN OPENING AT
CH AT 64/110

MEDIAN OPENING AT
CH AT 66/210

CH AT 64/200

CH AT 64/400

CH AT 64/600

BPCL
RO

CH AT 64/800

40MM DIA OFC DUCT

CH AT 65/000

PROPOSED 210 MM DIA STEEL PIPE LINE

CH AT 65/200

3.0 M C.C ROAD AT CH AT 65/250

CH AT 65/400

3.0 M C.C ROAD AT CH AT 65/580

CH AT 65/600
BOX CULVERT CH AT 65/600

CH AT 65/800

CH AT 66/000

CH AT 66/200

MAJOR BRIDGE CH AT 66/235

LEGEND



PIPE CULVERT

MAJOR BRIDGE

MINOR BRIDGE

BOX CULVERT

RIGHT SIDE

RIGHT SIDE

TOPO PLAN

[Handwritten signature]

PROJECT DIRECTOR
NATIONAL HIGHWAYS AUTHORITY OF INDIA
PROJECT IMPLEMENTATION UNIT
HYDERABAD - 500 034.

MEGHA ENGINEERING & INFRASTRUCTURES LIMITED

Sy. No. 265/A1 & 267/RU1, Sunkishala Village, Valigonda Mandal, Yadadri
Bhuvanagiri District-508112, Telangana State



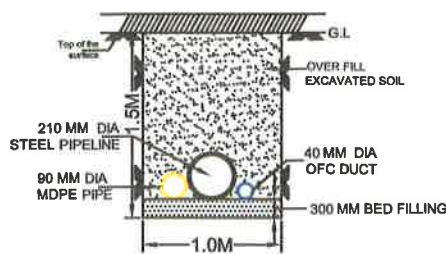
SS WORLD GROUP

Mobile No.9959500955

Email : ssworldgroup555@gmail.com

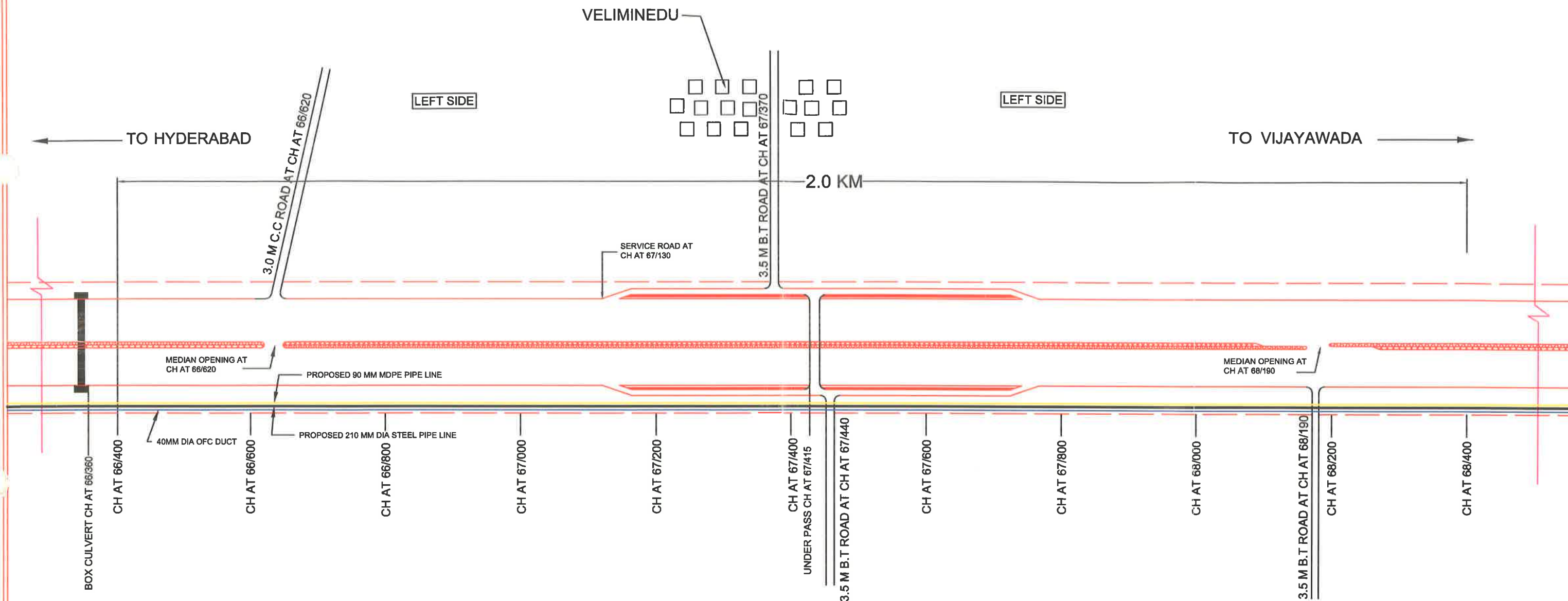
DRAWN BY

CLIENT



5

PROPOSAL FOR LAYING OF GAS PIPE LINE OF M/s. MEGHA ENGINEERING & INFRASTRUCTRES LIMITED.
FROM KM.57/700 to KM. 91/000 (RHS) On NH-65 Of HYDERABAD-VIJAYAWADA SECTION.



210 MM DIA STEEL PIPELINE
90 MM DIA MDPE PIPE
40 MM DIA OFC DUCT
300 MM BED FILLING
1.0M
1.5M
Top of the surface
G.L.
OVER FILL EXCAVATED SOIL

LEGEND	
	PIPE CULVERT
	MAJOR BRIDGE
	MINOR BRIDGE
	BOX CULVERT

TOPO PLAN

[Signature]
PROJECT DIRECTOR
NATIONAL HIGHWAYS AUTHORITY OF INDIA
PROJECT IMPLEMENTATION UNIT
HYDERABAD - 500 034.

MEGHA ENGINEERING & INFRASTRUCTRES LIMITED

Sy. No. 265/A1 & 267/RU1, Sunkishala Village, Valigonda Mandal, Yadadri
Bhuvanagiri District-508112, Telangana State

SS WORLD GROUP
Mobile No.9959500955
Email : ssworldgroup555@gmail.com

WORLD GROUP

MEGHA ENGINEERING & INFRASTRUCTURES
YADADRI - BGR - TELANGANA

AUTHORISED
[Signature]
Ta

YADADRI - BGR - TELANGANA

DRAWN BY

CLIENT

6

PROPOSAL FOR LAYING OF GAS PIPE LINE OF M/s. MEGHA ENGINEERING & INFRASTRUCTURES LIMITED.
FROM KM.57/700 to KM. 91/000 (RHS) On NH-65 Of HYDERABAD-VIJAYAWADA SECTION.

LEFT SIDE

LEFT SIDE

TO HYDERABAD

TO VIJAYAWADA

2.0 KM

IOCL
ROLORRY BAY AT
CH AT 68/550

PROPOSED 90 MM MDPE PIPE LINE

40MM DIA OFC DUCT

PROPOSED 210 MM DIA STEEL PIPE LINE

CH AT 68/600

CH AT 68/800

BOX CULVERT CH AT 68/930

CH AT 69/000

CH AT 69/200

CH AT 69/400

CH AT 69/600

BOX CULVERT CH AT 69/700

CH AT 69/800

3.5 M C.C ROAD AT CH AT 69/860

CH AT 70/000

CH AT 70/200

CH AT 70/400

BOX CULVERT CH AT 70/540

CH AT 70/600

BOX CULVERT CH AT 70/660

LEGEND



PIPE CULVERT

MAJOR BRIDGE

MINOR BRIDGE

BOX CULVERT

RIGHT SIDE

RIGHT SIDE

TOPO PLAN

J

PROJECT DIRECTOR
NATIONAL HIGHWAYS AUTHORITY OF INDIA
PROJECT IMPLEMENTATION UNIT
HYDERABAD - 500 034.

MEGHA ENGINEERING & INFRASTRUCTURES LIMITED

Sy. No. 265/A1 & 267/RU1, Sunkishala Village, Valigonda Mandal, Yadadri
Bhuvanagiri District-508112, Telangana State



SS WORLD GROUP

Mobile No. 9959500955

Email : ssworldgroup555@gmail.com



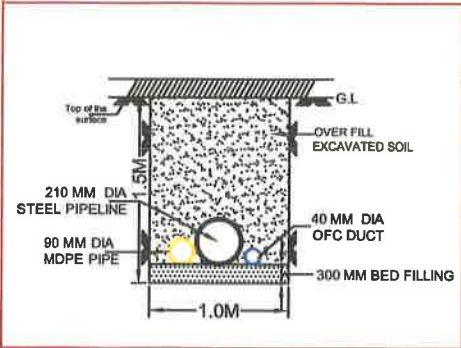
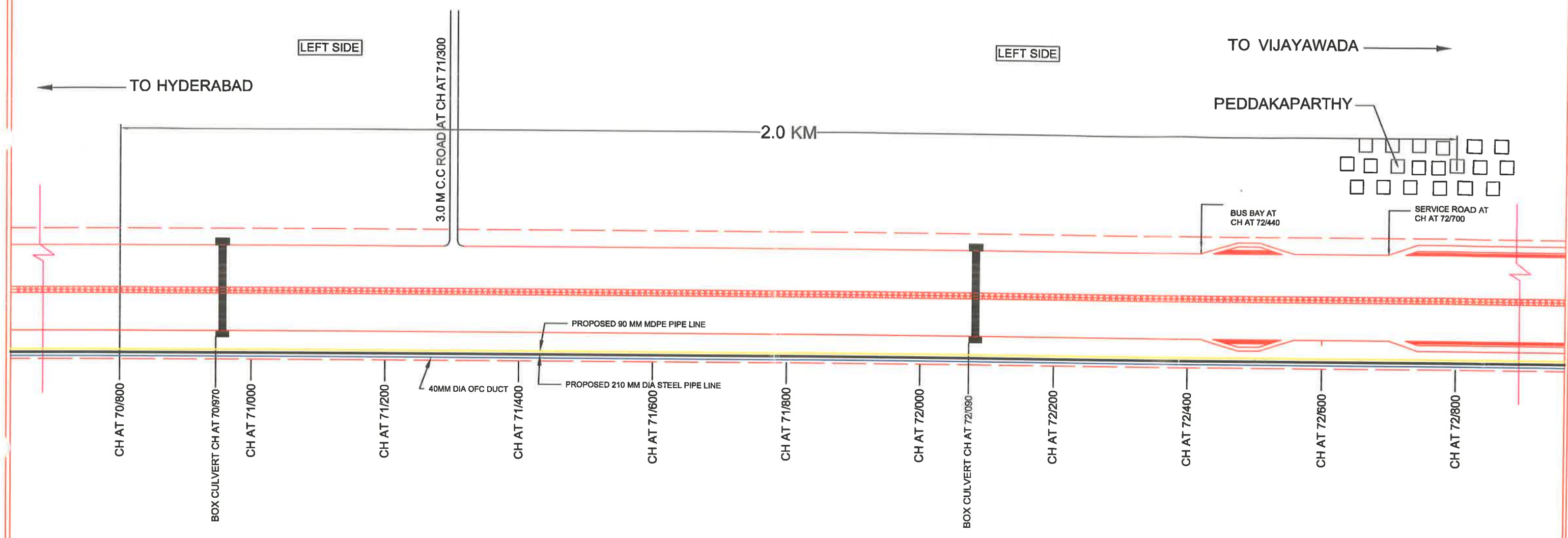
DRAWN BY



CLIENT

7

PROPOSAL FOR LAYING OF GAS PIPE LINE OF M/s. MEGHA ENGINEERING & INFRASTRUCTURES LIMITED.
FROM KM.57/700 TO KM. 91/000 (RHS) On NH-65 Of HYDERABAD-VIJAYAWADA SECTION.



LEGEND	
	PIPE CULVERT
	MAJOR BRIDGE
	MINOR BRIDGE
	BOX CULVERT

RIGHT SIDE

TOPO PLAN

RIGHT SIDE

PROJECT DIRECTOR
NATIONAL HIGHWAYS AUTHORITY OF INDIA
PROJECT IMPLEMENTATION UNIT
HYDERABAD - 500 034.

MEGHA ENGINEERING & INFRASTRUCTURES LIMITED
Sy. No. 265/A1 & 267/RU1, Sunkishala Village, Valigonda Mandal, Yadadri
Bhuvanagiri District-508112, Telangana State

SS WORLD GROUP
Mobile No. 9959500955
Email : ssworldgroup555@gmail.com

AUTHORISED
For Megha Engineering & Infrastructures Ltd.
YADADRI - BGR

DRAWN BY

CLIENT

8

PROPOSAL FOR LAYING OF GAS PIPE LINE OF M/s. MEGHA ENGINEERING & INFRASTRUCTURES LIMITED.
FROM KM.57/700 to KM. 91/000 (RHS) On NH-65 Of HYDERABAD-VIJAYAWADA SECTION.

LEFT SIDE

LEFT SIDE

TO HYDERABAD

TO VIJAYAWADA

2.0 KM

MEDIAN OPENING AT
CH AT 73/660

PROPOSED 90 MM MDPE PIPE LINE

PROPOSED 210 MM DIA STEEL PIPE LINE

40MM DIA OFC DUCT

UNDER PASS CH AT 67/978

CH AT 73/000

CH AT 73/200

MINOR BRIDGE CH AT 73/240

CH AT 73/400

CH AT 73/600

CH AT 73/800

CH AT 74/000

CH AT 74/200

BOX CULVERT CH AT 74/260

CH AT 74/400

CH AT 74/600

CH AT 74/800

CH AT 75/000

LEGEND



PIPE CULVERT

MAJOR BRIDGE

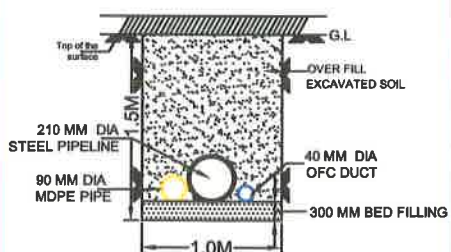
MINOR BRIDGE

BOX CULVERT

RIGHT SIDE

RIGHT SIDE

TOPO PLAN



PROJECT DIRECTOR
NATIONAL HIGHWAYS AUTHORITY OF INDIA
PROJECT IMPLEMENTATION UNIT
HYDERABAD - 500 034.

MEGHA ENGINEERING & INFRASTRUCTURES LIMITED

Sy. No. 265/A1 & 267/RU1, Sunkishala Village, Valigonda Mandal, Yadadri
Bhuvanagiri District-508112, Telangana State



SS WORLD GROUP

Mobile No. 9959500955

Email: ssworldgroup55@gmail.com

DRAWN BY

CLIENT

9

PROPOSAL FOR LAYING OF GAS PIPE LINE OF M/s. MEGHA ENGINEERING & INFRASTRUCTURES LIMITED.
FROM KM.57/700 to KM. 91/000 (RHS) On NH-65 Of HYDERABAD-VIJAYAWADA SECTION.

LEFT SIDE

LEFT SIDE

TO HYDERABAD

TO VIJAYAWADA

2.0 KM

MEDIAN OPENING AT
CH AT 75/510

PROPOSED 90 MM MDPE PIPE LINE

PROPOSED 210 MM DIA STEEL PIPE LINE

40MM DIA OFC DUCT

SERVICE ROAD AT
CH AT 77/140

BOX CULVERT CH AT 75/170

CH AT 75/200

CH AT 75/400

BOX CULVERT CH AT 75/590

CH AT 75/600

CH AT 75/800

CH AT 76/000

CH AT 76/200

CH AT 76/400

BOX CULVERT CH AT 76/530

CH AT 76/600

BOX CULVERT CH AT 76/730

CH AT 76/800

BOX CULVERT CH AT 76/980

CH AT 77/000

CH AT 77/200

LEGEND

- | | |
|--|--------------|
| | PIPE CULVERT |
| | MAJOR BRIDGE |
| | MINOR BRIDGE |
| | BOX CULVERT |

RIGHT SIDE

RIGHT SIDE

TOPO PLAN

JF

PROJECT DIRECTOR
NATIONAL HIGHWAYS AUTHORITY OF INDIA
PROJECT IMPLEMENTATION UNIT
HYDERABAD - 500 034.

MEGHA ENGINEERING & INFRASTRUCTURES LIMITED

Sy. No. 265/A1 & 267/RU1, Sunkishala Village, Valigonda Mandal, Yadadri
Bhuvanagiri District-508112, Telangana State



SS WORLD GROUP

Mobile No. 9959500955

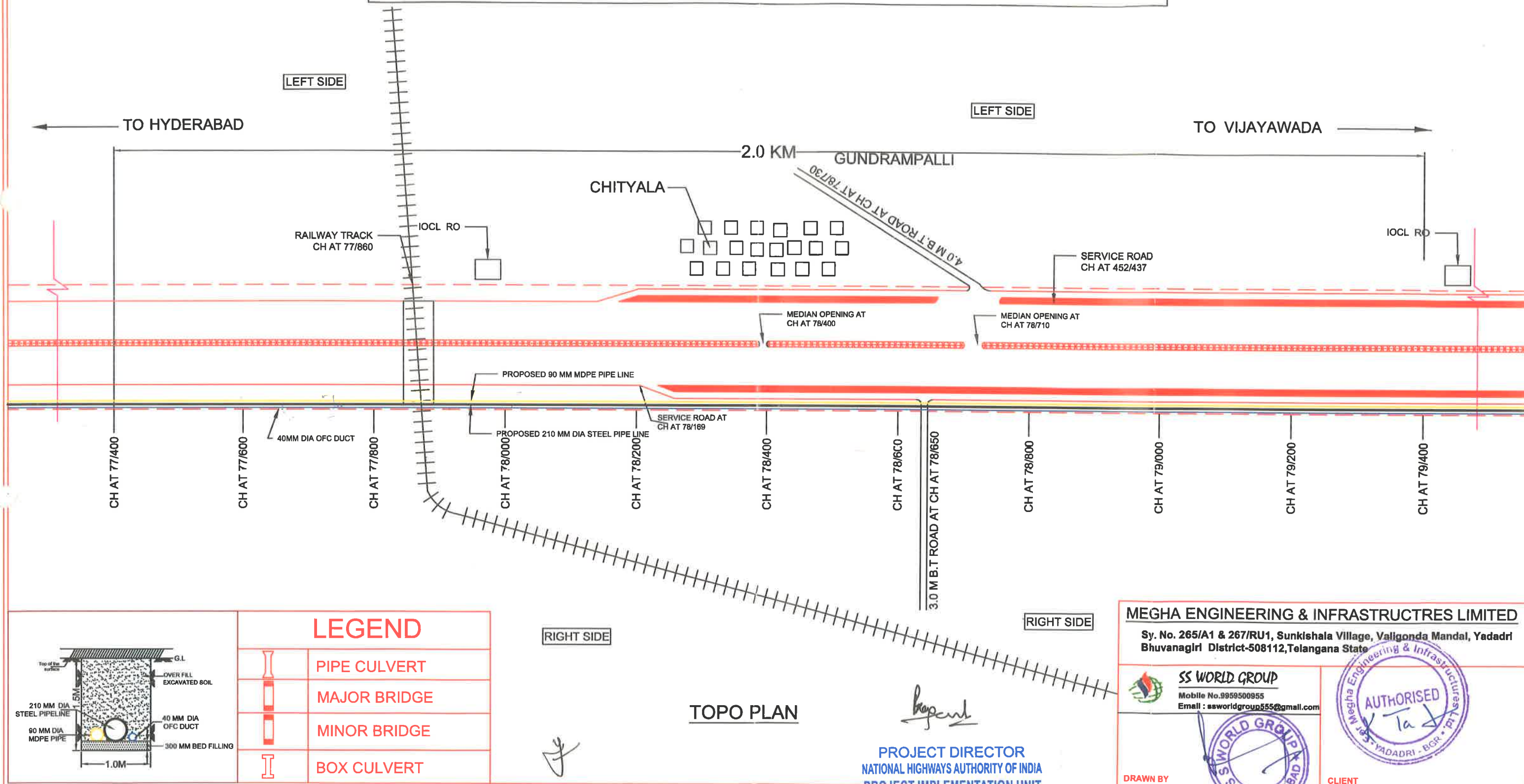
Email : ssworldgroup55@gmail.com

DRAWN BY

CLIENT

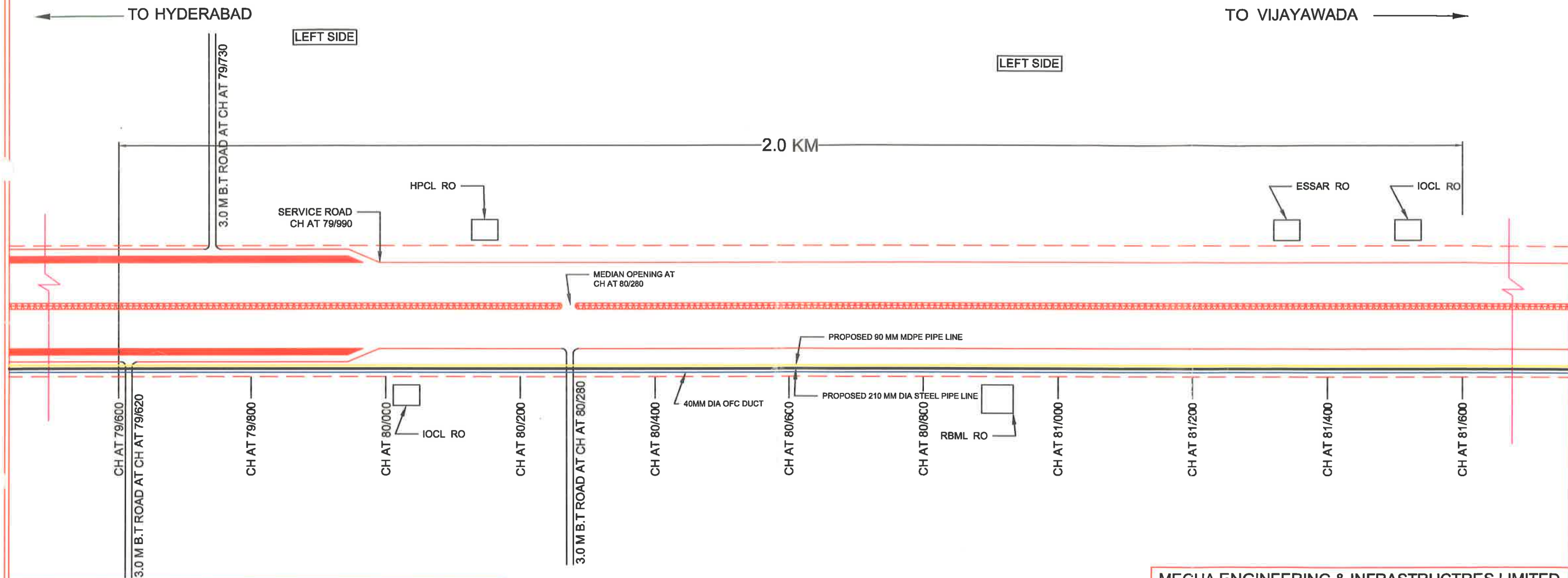
10

PROPOSAL FOR LAYING OF GAS PIPE LINE OF M/s. MEGHA ENGINEERING & INFRASTRUCTRES LIMITED.
FROM KM.57/700 TO KM. 91/000 (RHS) On NH-65 Of HYDERABAD-VIJAYAWADA SECTION.



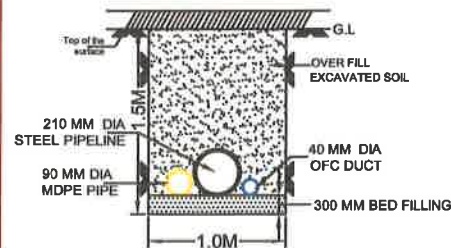
11

PROPOSAL FOR LAYING OF GAS PIPE LINE OF M/s. MEGHA ENGINEERING & INFRASTRUCTURES LIMITED.
FROM KM.57/700 to KM. 91/000 (RHS) On NH-65 Of HYDERABAD-VIJAYAWADA SECTION.



LEGEND

	PIPE CULVERT
	MAJOR BRIDGE
	MINOR BRIDGE
	BOX CULVERT



TOPO PLAN

PROJECT DIRECTOR
NATIONAL HIGHWAYS AUTHORITY OF INDIA
PROJECT IMPLEMENTATION UNIT
HYDERABAD - 500 034.

MEGHA ENGINEERING & INFRASTRUCTURES LIMITED

Sy. No. 265/A1 & 267/RU1, Sunkishala Village, Valigonda Mandal, Yadadri
Bhuvanagiri District-508112, Telangana State



SS WORLD GROUP

Mobile No.9959500955

Email : ssworldgroup55@gmail.com

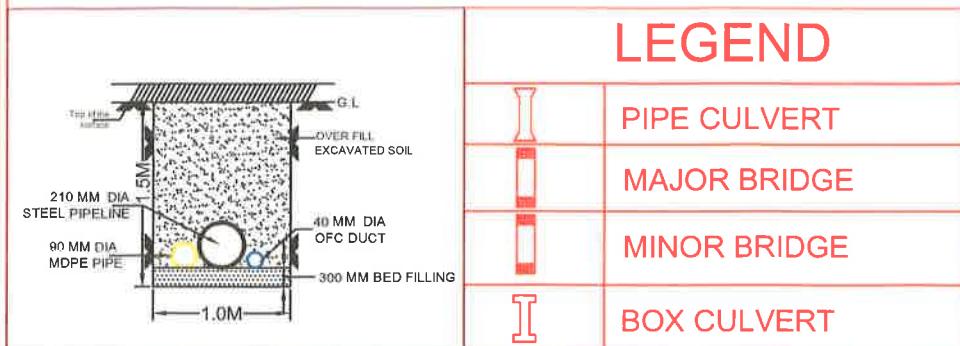
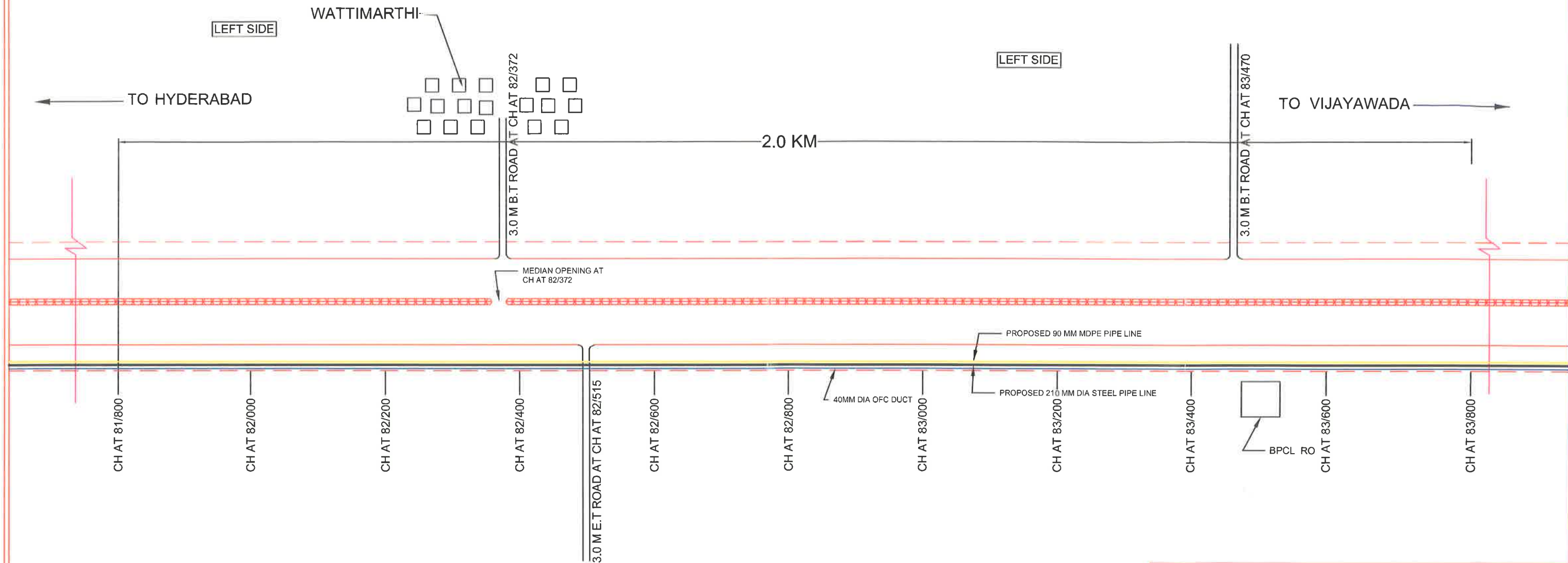
DRAWN BY

CLIENT



12

PROPOSAL FOR LAYING OF GAS PIPE LINE OF M/s. MEGHA ENGINEERING & INFRASTRUCTRES LIMITED.
FROM KM.57/700 to KM. 91/000 (RHS) On NH-65 Of HYDERABAD-VIJAYAWADA SECTION.



RIGHT SIDE

TOPO PLAN

RIGHT SIDE

PROJECT DIRECTOR
NATIONAL HIGHWAYS AUTHORITY OF INDIA
PROJECT IMPLEMENTATION UNIT
HYDERABAD - 500 034.

MEGHA ENGINEERING & INFRASTRUCTRES LIMITED

Sy. No. 265/A1 & 267/RU1, Sunkishala Village, Valigonda Mandal, Yadadri
Bhuvanagiri District-508112, Telangana State



SS WORLD GROUP

Mobile No. 9959500955
Email : ssworldgroup655@gmail.com

DRAWN BY



CLIENT

16

PROPOSAL FOR LAYING OF GAS PIPE LINE OF M/s. MEGHA ENGINEERING & INFRASTRUCTURES LIMITED.
FROM KM.57/700 to KM. 91/000 (RHS) and ON NH-65 OF HYDERABAD-VIJAYAWADA SECTION.

LEFT SIDE

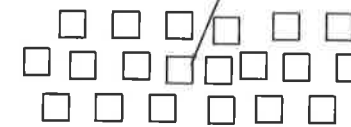
LEFT SIDE

TO HYDERABAD

TO VIJAYAWADA

2.0 KM

AP LINGOTAM



PROPOSED 90 MM MDPE PIPE LINE

PROPOSED 210 MM DIA STEEL PIPE LINE

40MM DIA OFC DUCT

JINDAL INDUSTRY

END POINT OF GAS PIPE AT CH 91/000

3.0 M B.T ROAD AT CH AT 90/540
CH AT 90/600

CH AT 90/800

3.0 M B.T ROAD AT CH AT 90/953
CH AT 91/000

CH AT 91/000

CH AT 91/200

CH AT 91/400

CH AT 91/600

CH AT 91/800

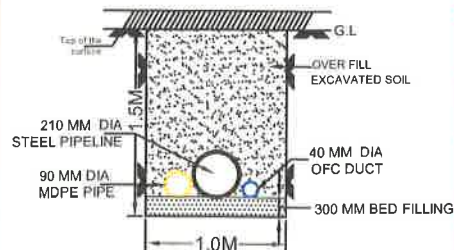
CH AT 92/000

CH AT 92/200

CH AT 92/400

LEGEND

	PIPE CULVERT
	MAJOR BRIDGE
	MINOR BRIDGE
	BOX CULVERT



RIGHT SIDE

TOPO PLAN

RIGHT SIDE

PROJECT DIRECTOR
NATIONAL HIGHWAYS AUTHORITY OF INDIA
PROJECT IMPLEMENTATION UNIT
HYDERABAD - 500 034.

MEGHA ENGINEERING & INFRASTRUCTURES LIMITED

Sy. No. 265/A1 & 267/RU1, Sunkishala Village, Valigonda Mandal, Yadadri
Bhuvanagiri District-508112, Telangana State



SS WORLD GROUP

Mobile No. 9959500955
Email : ssworldgroup555@gmail.com

DRAWN BY



CLIENT